


# MR RELIABLE FLOOR SCALE NTEP



## OUR SCALE GUARANTEE

- Easy to setup
- Easy to use
- Easy replacement parts
- Easy calibration/phone support
- Easy warranty support
- 30 day money back guarantee
- Lowest price guarantee

**CALL NOW: 800-711-2237**



## MR. RELIABLE FEATURES

- Solid Thick Steel Plate
- Four 350 Ohms Load Cells
- 6 Channel Steel Bracing
- 200% Overload Protection
- LCD or LED Digital Indicator (Rechargeable)
- A/C Adapter 110 Volts
- Four Swivel Leveling Feet
- 20 ft Braided Cable
- Platform Height 4"
- Factory Calibration
- 5 Year Manufacturer Warranty Steel Deck
- 2 Year Manufacturer Warranty Electronics
- NTEP Approved (Legal for trade)

## MR. RELIABLE FLOOR SCALE

Mr. Reliable heavy duty floor scale is constructed with a diamond plated steel deck. The scale is constructed with six channel steel bracing, a large robust steel plate, and four heavy duty NTEP load cells. Each load cell is built to shock absorbing impacts, has ball swivel feet for vibrations, and a 200% overload protection. The scale is backed by our 5 Year Manufacturer warranty. Each model is factory calibrated for accuracy, including 18' steel braided cable, and digital digital. The US-6011 indicator powers up to (4) 350 ohm load cells, has a built in bright LCD display or LED backlight, and a rechargeable battery that lasts up to 80 hours.

## US-6011-LCD/LED INDICATOR FEATURES

- 1" Digits with LED or LCD with backlight
- Units LED: LB or KG
- Units LCD: LB, KG, OZ, LB:OZ, & Grams
- Enclosure is Painted Steel for Durability
- Buttons for Gross, Tare, Zero, & Manual Tare
- Counting Mode to count parts (video below)
- Checking Weighing Mode (Alarm mode)
- Accumulation for Batch Weighing
- Auto Save Power Feature or Continuous On
- Date & Time for Software / Printer Setting
- Includes Dust Cover & Keyboard is Splash Proof
- RS-232 port for Scoreboard, Software, Printer, & More
- Stainless Steel Mounting Bracket for Wall Mount
- Drives up to (6) 350 ohm Load Cells
- 110 Volt Power Adapter Included
- Includes Rechargeable Battery up to 80 Hours
- 5,000 Divisions NTEP Approved (Legal for trade)

## CAPACITY

### CAPACITIES IN 2'X2'

2'x2' Platform 1,000 lb x 0.2 lb Capacity (NTEP Approved)  
2'x2' Platform 2,500 lb x 0.5 lb Capacity (NTEP Approved)  
2'x2' Platform 5,000 lb x 1 lb Capacity (NTEP Approved)

### CAPACITIES IN 3'X3'

3'x3' Platform 1,000 lb x 0.2 lb Capacity (NTEP Approved)  
3'x3' Platform 2,500 lb x 0.5 lb Capacity (NTEP Approved)  
3'x3' Platform 5,000 lb x 1 lb Capacity (NTEP Approved)

### CAPACITIES IN 4'X4'

4'x4' Platform 1,000 lb x .2 lb Capacity (NTEP Approved)  
4'x4' Platform 2,500 lb x .5 lb Capacity (NTEP Approved)  
4'x4' Platform 5,000 lb x 1 lb Capacity (NTEP Approved)  
4'x4' Platform 10,000 lb x 2 lb Capacity (NTEP Approved)

### CAPACITIES IN 5'X5'

5'x5' Platform 1,000 lb x .2 lb Capacity (NTEP Approved)  
5'x5' Platform 2,500 lb x .5 lb Capacity (NTEP Approved)  
5'x5' Platform 5,000 lb x 1 lb Capacity (NTEP Approved)  
5'x5' Platform 10,000 lb x 2 lb Capacity (NTEP Approved)  
5'x5' Platform 20,000 lb x 5 lb Capacity (NTEP Approved)

### CAPACITIES IN 4'X8'

4'x8' Platform 2,500 lb x .5 lb Capacity (NTEP Approved)  
4'x8' Platform 5,000 lb x 1 lb Capacity (NTEP Approved)  
4'x8' Platform 10,000 lb x 2 lb Capacity (NTEP Approved)  
4'x8' Platform 20,000 lb x 5 lb Capacity (NTEP Approved)

### CAPACITIES IN 5'X7'



5'x7' Platform 2,500 lb x .5 lb Capacity (NTEP Approved)  
5'x7' Platform 5,000 lb x 1 lb Capacity (NTEP Approved)  
5'x7' Platform 10,000 lb x 2 lb Capacity (NTEP Approved)  
5'x7' Platform 20,000 lb x 5 lb Capacity (NTEP Approved)

### CAPACITIES IN 6'X6'

6'x6' Platform 10,000 lb x 2 lb Capacity (NTEP Approved)  
6'x6' Platform 20,000 lb x 5 lb Capacity (NTEP Approved)

### CAPACITIES IN 7'X7'

7'x7' Platform 10,000 lb x 2 lb Capacity (NTEP Approved)  
7'x7' Platform 20,000 lb x 5 lb Capacity (NTEP Approved)  
7'x7' Platform 30,000 lb x 5 lb Capacity (Non-NTEP Not legal)



## OPTIONAL ACCESSORIES

- Thermal Printer
- Label Printer
- Indoor Remote Display 3" Digits
- Indoor Remote Display 5" Digits
- Outdoor Remote Display 6" Digits
- Software
- Certificate of Calibration
- Intrinsically Safe Indicator
- Indicator with 4-20ma Output
- Indicator with Setpoint / Relay Function
- Wireless Transmitter